



BIFORM

SUSTAINABLE BUILDING MATERIALS

PREMIUM SPC FLOORING BROCHURE



WHAT IS SPC FLOORING?

Rigid core, or SPC (Solid Polymer Core) flooring, is made of a composite core construction, a step up from solid LVT, with a higher filler content and higher density without any foaming agent creating air bubbles in the core. The result is a thinner, harder and stiffer plank.

BiForm Premium SPC Flooring can be used in residential and commercial applications such as in the home, school, restaurant, aged care facilities, retail, offices, hospitals and more. Due to its safe and hygienic properties it is incredibly versatile and durable. Ranging in 12 attractive colours and grains to suit your interior design needs.

BiForm offer a 20 year Residential Warranty and 7 year Commercial Warranty when installed in accordance with BiForm's Flooring Installation Instructions.



RESIDENTIAL WARRANTY:
20 YEARS



COMMERCIAL WARRANTY:
7 YEARS

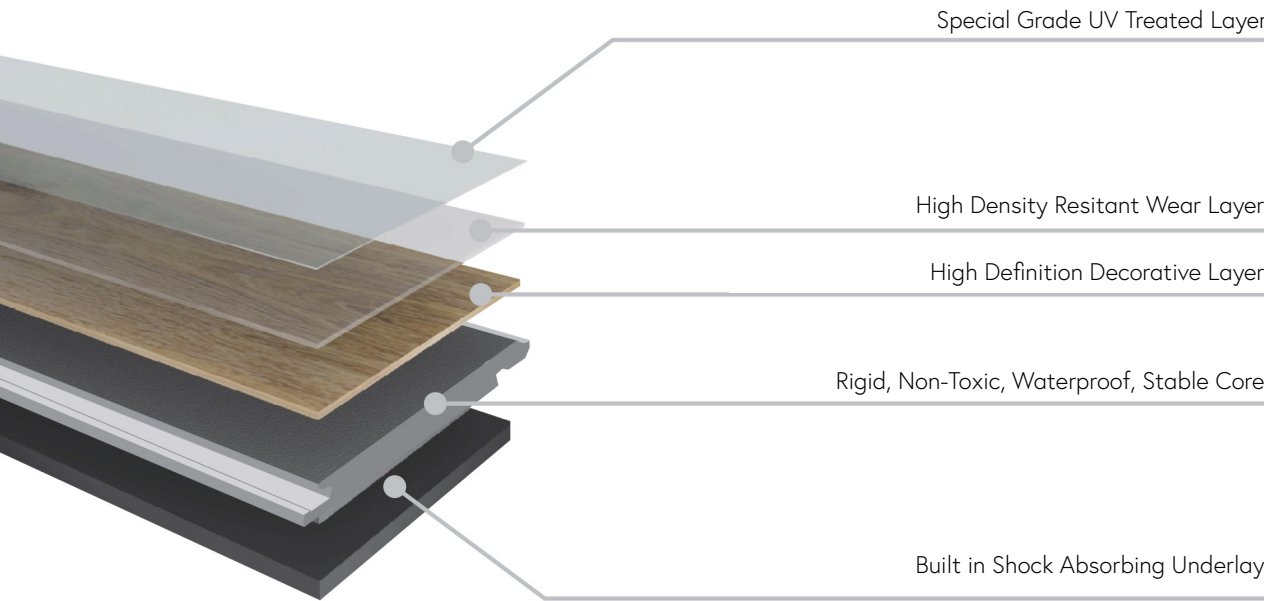
BiForm SPC Flooring

SPC Flooring Properties:

Plank Size: 180mm x 1220mm
Thickness: 6mm
Wear Layer: 0.3mm
Underlay: IXPE
Wet Areas: Tested as suitable



SPC Flooring Colour Options:



The epitome of luxury and durability in flooring. Experience the superior benefits of our innovative SPC flooring—elegant aesthetics, easy maintenance, and robust durability, making it the ideal choice for discerning customers seeking both style and substance. Choose BiForm Premium SPC Flooring for a seamless blend of luxury, sustainability, and enduring quality.



A high-angle photograph of a light-colored wooden floor. In the upper right, a round wooden table holds a laptop with a blue screen and a white coffee cup on a saucer. To the left of the table is a large black cube. The floor is made of wide wooden planks with a natural grain pattern.

SPC FLOORING MAINTENANCE

How do I properly clean and maintain my SPC flooring?

To clean dirt that won't come up with a sweep or vacuum, use a non-rinsing cleaner that leaves no film and a mop. Never use an abrasive cleaner, oil cleaner, or dish detergent.


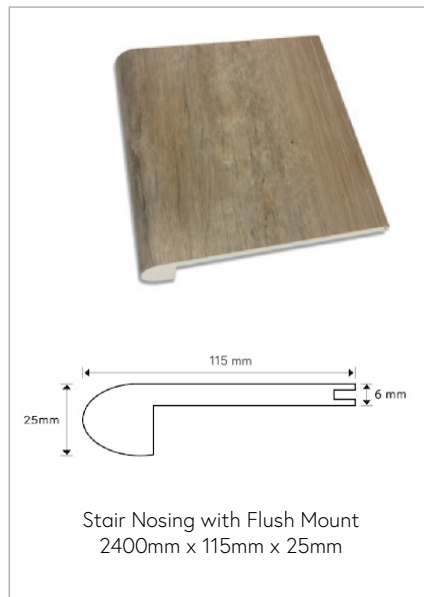

Can I walk on my SPC floor immediately after installation?

It is not recommended that you walk on your SPC floor after installation for at least 24 hours.

How do I repair a chip or scratch in my vinyl flooring?

Chips and deep scratches in SPC generally cannot be removed, but can be hidden or concealed. To remove scuff marks try rubbing a drop of mineral spirits, turpentine, paint thinner, or baby oil over the mark. Then wipe the scuff away with a soft cloth. Be sure to wipe the SPC floor thoroughly with a damp cloth afterwards, as these solutions can leave the floor slippery.

BiForm SPC Flooring Accessories



BIFORM

SUSTAINABLE BUILDING MATERIALS

Free sample pack available on request.

Free quote from plans/dimension available.
Send to: info@biform.co.nz

We would love to hear your feedback or questions.
International Customers: +64 636 3511 | New Zealand Customers: 09 636 3511 / 0800 449 274

www.biform.co.nz

Find us on:



EBOSS

ARCHIPRO

