



Introducing  
**biform**  
Premium SPC Rigid Flooring

**biform**

# WHAT IS SPC FLOORING?

Rigid core, or SPC (solid polymer core) flooring, is made of a composite core construction, a step up from solid LVT, with a higher filler content and higher density without any foaming agent creating air bubbles in the core. The result is a thinner, harder and stiffer plank.

Biform Premium SPC Flooring can be used in residential and commercial applications such as in the home, school, restaurant, aged care facilities, retail, offices, hospitals and more. Due to its safe and hygienic properties it is incredibly versatile and durable. Ranging in 12 attractive colours and grains to suit your interior design needs.

BiForm offer a 20 year Residential Warranty and 7 year Commercial Warranty when installed in accordance with BiForm's Flooring Installation Instructions.




**RESIDENTIAL WARRANTY:  
20 YEARS**



**COMMERCIAL WARRANTY:  
7 YEARS**

# biform FEATURES



Special grade UV Treated Layer

High Density Resistant Wear Layer

High Definition Decorative Layer

Rigid, Non-Toxic, Waterproof, Stable Core

Built in Shock Absorbing Underlay

PLANK SIZE:  
180 x 1220mm

THICKNESS:  
6mm

WEAR LAYER:  
0.3mm / 0.5mm/  
Optional

UNDERLAYMENT:  
IXPE



Easy  
installation



Anti-Bacteria



Easy to clean



Anti-slip



Formaldehyde  
free



Sound  
absorbent



Waterproof



Fire retardant

# biform MAINTENANCE

## **How do I properly clean and maintain my SPC flooring?**


To clean dirt that won't come up with a sweep or vacuum, use a non-rinsing cleaner that leaves no film and a mop. Never use an abrasive cleaner, oil cleaner, or dish detergent.

## **Can I walk on my SPC floor immediately after installation?**

It is not recommended that you walk on your SPC floor after installation for at least 24 hours.

## **How do I repair a chip or scratch in my vinyl flooring?**

Chips and deep scratches in SPC generally cannot be removed, but can be hidden or concealed. To remove scuff marks try rubbing a drop of mineral spirits, turpentine, paint thinner, or baby oil over the mark. Then wipe the scuff away with a soft cloth. Be sure to wipe the SPC floor thoroughly with a damp cloth afterwards, as these solutions can leave the floor slippery.



# CLASSIC OAK



# GREY PINE



# RANCH OAK



**DRY WOOD**




**FOX BROWN**



**OWL GREY**

[www.biform.co.nz](http://www.biform.co.nz)



MOON GREY



NATURAL OAK



CANADA  
PINE



AMERICAN  
OAK



WHITE  
OAK



MAPLE  
LEAF



**BIFORM LTD**  
**Unit 8, 69 Captain Springs Road**  
**Onehunga**  
**Auckland**  
**New Zealand**

**[info@biform.co.nz](mailto:info@biform.co.nz)**  
**0800 449 274**  
**[www.biform.co.nz](http://www.biform.co.nz)**